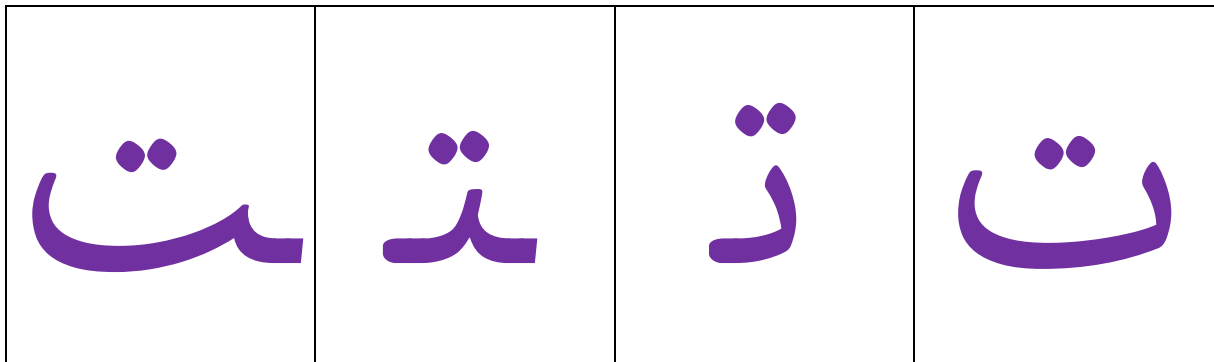
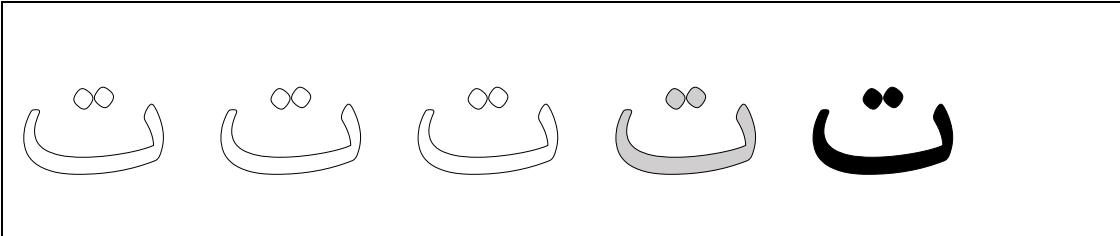





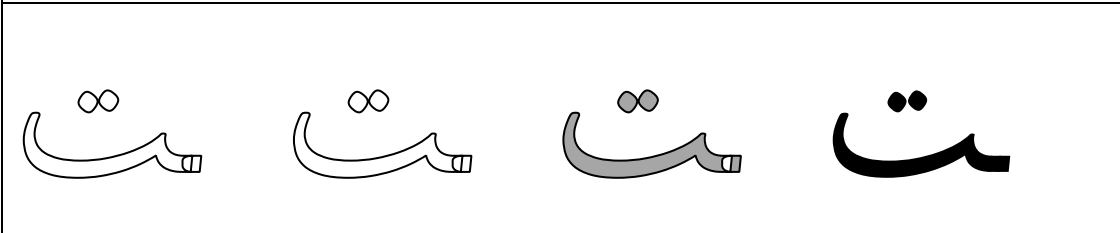



### Leçon 3 : La lettre ت







Il faut dire Ta et le répéter 3 fois


## Réécrit le ت



Colorie le Ta en vert puis en bleu et pour finir en rouge




Redessine une pomme (تفاح)





Colorie une pomme (تفاح)



## Redessine un Renard ( تَعْلَبُ )




Colorie un Renard ( **تَغَلَبٌ** )



# Colorie une Élèves (تلاميذ)

ENCLASSE



تلاميذ